



HIGH PERFORMANCE FURNITURE

BDi



OLA 8137

The home theater has become a part of everyday life. It's where hours are spent as family and friends come together to entertain and relax. BDI furniture merges innovative engineering and original design to seamlessly integrate today's technology, making the home theater feel more like home. From the family room to the living room to the bedroom, there's a BDI solution for any setting.

While beautiful, BDI furniture is more than meets the eye. It's engineered to anticipate the needs of the most demanding home theater systems with features like advanced cable management, concealed speaker/media storage compartments, adjustable shelves and hidden wheels. These features and many more assure simple set up, ease of use and lasting enjoyment of your home theater system.

Since 1984, BDI has produced contemporary home furnishings that deliver an extraordinary combination of style, engineering and value. With innovative features and timeless designs, BDI furniture is an integral component to any home theater system.





Your most important home theater component.



HOW TO CHOOSE THE PERFECT FURNITURE	4
HIGH PERFORMANCE FEATURES	6
AVION SERIES II	8
AVION NOIR SERIES II	14
CASATA	16
CASCADIA	20
CIRRUS	24
ERAS	26
MARINA	30
MIRAGE	32
NORA	36
NOVIA	38
OLA	44
REVO	46
VALERA	50
VISTA	54
ARENA TV MOUNT	56
MODEL SELECTOR	60
FINISHES	63

HOW TO CHOOSE THE PERFECT

Your home theater is more than a collection of electronic components; it's the entertainment hub of your home. There are countless options, so how do you choose furniture that is best for both your style and your electronics? Whether you are looking for a solution for a small TV or a complete home theater system, the basic considerations are the same.

EQUIPMENT

Take a look at the electronics and other items that will be a part of your home theater. The size of your TV and the number of components will play a large part when considering your needs.

■ TV

Note the width of your TV as well as the size of its base. While there are exceptions, TVs generally look best when resting on furniture that is at least as wide as the TV. If you pick a stand too wide, your screen may appear smaller in comparison.

■ Components

Take inventory of the components you are looking to house (DVD, CD player, cable box, DVR, gaming console, etc.) including a center speaker, soundbar, subwoofer or media storage, if desired. Allow a couple of open spots as well, providing space for your system to grow. When considering the number of spots needed, remember that smaller components can be stacked to save space. Avoid stacking components that generate a lot of heat, such as a receiver, DVR or gaming console.



VALERA 9724

DESIGN

The furniture you choose is as important as your TV when setting up the perfect home theater and this space should reflect your style. Here is where your personal taste prevails.

■ Contemporary, Traditional or Somewhere in the Middle?

Home theater furniture is often the biggest piece of furniture in the room and sets the tone for the living space. Steel, glass and gloss finishes provide a contemporary look, ideal for coordinating with modern interiors. Natural wood finishes are great for settings from traditional to contemporary. Choose a finish that complements your existing furniture or start out with a fresh new look.

■ Open or Closed?

Open shelving puts your home theater system on display, providing easy access to the front of components. If you want your TV to be the star, then an enclosed cabinet may be the way to go. Components, speakers and media can be concealed behind closed doors, keeping them out of sight but within easy reach. Components are well protected in an enclosed cabinet — just make sure the cabinet you choose is ventilated to allow for heat dispersion.

FURNITURE



CASCADIA 8257

PLACEMENT

Once you have an idea of the size and style of cabinet you want, you must also think about where your furniture will be placed. Consider the location that you have in mind. Is it a large wall or are you trying to nestle a home theater into the corner? Corner TV cabinets or cabinets that swivel make smart use of smaller spaces. Will you be watching TV while sitting on a sofa, at your desk, or in the bedroom? Position a television at or just above eye level to minimize neck strain. Most sofas have a seating height of approximately 18" to 22" off the floor, putting eye level around 40" to 48". In an office or the bedroom the TV is usually higher so that it can be viewed from a seated position or above the foot of the bed.

FEATURES

It may seem like just a pretty place to house your electronics, but home theater furniture has to work much harder than that. You will find a wide range of features available, all designed to improve your experience. Here are some important things to keep in mind:

■ Adjustability & Accessibility

Your system is sure to change over time. Adjustable shelves allow you to reconfigure your system as your needs change. You should have easy access to the rear of your components and connections. Furniture that includes wheels for easy movement and has removable back panels makes set up and maintenance a breeze.

■ Cable Management

We have all seen how TV cables and connections can turn into a frustrating, tangled mess. The best home theater furniture has integrated wire management that allows you to interconnect your components while keeping cables neatly controlled and out of sight.

■ Storage

A home theater often turns into more than just components and a TV. Whether you want to incorporate speakers into your furniture or if you want a place to house your DVD collection, consider solutions that allow you to keep items organized and accessible.

■ Ventilation

Your home theater shouldn't only look cool, it needs to be cool. Electronic components put off a lot of heat and that heat has to go somewhere. Furniture should include ventilation to promote airflow, allowing heat to escape.

■ Strength

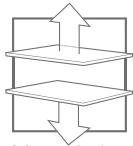
While many components are lightweight, receivers and multi-disc changers can weigh in excess of 40lbs. Add a 75–150lb. TV to that and you need sturdy support. Furniture should include structural supports and all glass must be tempered.

■ Value

The adage is as true with furniture as it is with anything else, 'you get what you pay for.' Make sure that you choose a stand that is sturdy, full of user-friendly features and engineered to last. Quality home theater furniture will offer you a lifetime of enjoyment.

HIGH PERFORMANCE

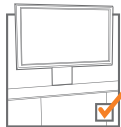
BDI home theater furniture is engineered with unique and innovative features inside and out, so there is always more than meets the eye. This guide outlines the features that put BDI home theater furniture in a class all its own. Throughout this brochure, these icons will assist you in understanding BDI's high performance features.



ADJUSTABLE SHELVES

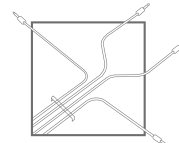
Because components come in all shapes and sizes, BDI's home theater furniture features shelves that can be adjusted to accommodate a wide range of systems.

Most shelves rest on unique steel shelf pins that are rubber-padded to minimize vibration; threaded inserts allow you to adjust shelf heights as needed.



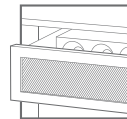
ARENA TV MOUNT COMPATIBLE

BDI models that feature this icon are compatible with the Arena Flat Panel TV Mount, models 9970 and/or 9972. Model 9970 attaches directly to the rear of select cabinets, while model 9972 is a freestanding pedestal mount. Both models incorporate a multi-pivot swivel and provide a range of TV mounting heights (see page 56).



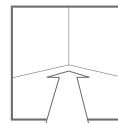
CABLE MANAGEMENT

BDI furniture is engineered to keep the usual tangle of cables and power cords controlled and out of sight. Cabinets have easily removable back panels for access to the rear of components. Integrated routing channels neatly conceal interconnect cables.



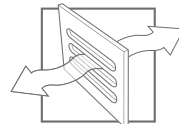
CONCEALED SPEAKER COMPARTMENT

Models with this icon include a concealed compartment designed for use with a center channel speaker. The compartment may be a shelf or drawer which includes a permeable material that allows the speaker's sound to freely pass through.



CORNER FRIENDLY

The best place for a TV is sometimes the corner of the room but common rectilinear TV stands may be too wide to effectively fit into the space. BDI designs featuring this icon are specifically engineered for positioning in a corner, maximizing the space with a minimal footprint.



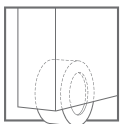
FLOW-THROUGH VENTILATION

Electronic components put off a lot of heat. In order to perform at peak levels, this heat needs to go somewhere. BDI cabinets facilitate airflow through generous ventilation slots integrated into the bottom panels, shelves and removable back panels.

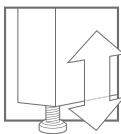


SCAN TO
LEARN MORE

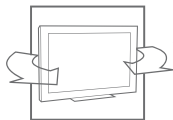
FEATURES



HIDDEN WHEELS BDI's unique concealed wheels are built into models that feature this icon. Even when fully loaded, this furniture can be easily moved away from the wall for access to cables and connections.



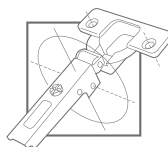
INTEGRATED LEVELERS If a cabinet is not level its doors and drawers may appear out of alignment. Floors can be uneven but that doesn't have to affect the appearance or performance of your furniture. Models with this icon include easily adjusted levelers that compensate for minor variations in the floor.



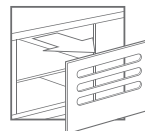
INTEGRATED SWIVEL Models with this icon feature an integrated swivel mechanism that allows for a good view from almost anywhere in the room. Swivel the unit for easy access to connections or just to turn the screen away from unwanted light.



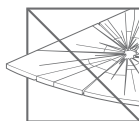
IR-FRIENDLY GLASS Grey tinted glass doors and windows keep components out of sight yet easily accessible by Infrared (IR) remote controls. This eliminates the need for complicated and expensive remote repeaters.



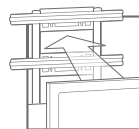
PRECISION HARDWARE BDI's furniture features only the finest quality materials and finishes. Hardware connections are carefully engineered for ease of assembly and long lasting durability. With unique features like quick-release, adjustable, soft-close hinges, every detail has been thoroughly engineered.



REMOVABLE BACK PANEL BDI home theater cabinets are engineered with removable or sliding back panels. The panel can be removed effortlessly for easy access to components and connections. The back panel can be left off the cabinet without sacrificing structural rigidity, allowing larger components to extend out the back, if necessary.



TEMPERED GLASS BDI furniture incorporates tempered (toughened) glass which is virtually shatterproof and four to five times stronger than standard glass. Tempered glass is strong enough to support today's heaviest components.



TV MOUNTING BRACKET Furniture models that feature this icon include a mounting bracket that allows the user to directly mount a broad range of flat panel TVs. Cables are kept out of sight, neatly routed through the mount's sturdy steel support column.

As state-of-the-art as your electronics.





AVION SERIES II 8928

AVION® SERIES II

Who says that you can't improve on a classic? To the delight of AV enthusiasts and design connoisseurs alike, BDI's award winning collection has evolved to the next generation of home theater excellence with AVION SERIES II. It's beautiful furniture to be sure, but it's what you don't see that makes this collection a masterpiece. Signature features such as flow-through ventilation, concealed speaker/media compartments and hidden wheels make AVION SERIES II an open and shut case for home theater superiority.

DESIGN: BDI STUDIO

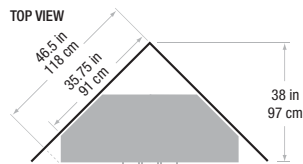


AVION SERIES II 8925

LOW CABINET WITH TAPERED BACK

- Recommended TV Size up to 55"
- ✓ Arena TV Mount Compatibility 9972

This cabinet looks great flat against the wall, but angled rear panels on the Avion 8925 also allow it to nestle neatly into corners. Doors conceal two adjustable component compartments and versatile side shelves that can be used for media or gaming console storage.

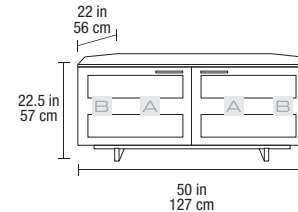


Overall Dimensions (H x W x D):
22.5 x 50 x 22 in ■ 57 x 127 x 56 cm

Interior Dimensions (H x W x D):

- ▲ Component Compartment
16 x 17.75 x 20.5 in ■ 40 x 45 x 52 cm
- Side Media/Gaming Compartment
16 x 4.5 x 15 in ■ 40 x 11 x 38 cm

Top Shelf Capacity 175 lbs ■ 79 kg
Adjustable Shelf Capacity 50 lbs ■ 23 kg
Fixed Shelf Capacity 75 lbs ■ 34 kg



AVION SERIES II 8928

CABINET WITH MULTIFUNCTION COMPARTMENT

- Recommended TV Size up to 50"
- ✓ Arena TV Mount Compatibility 9972

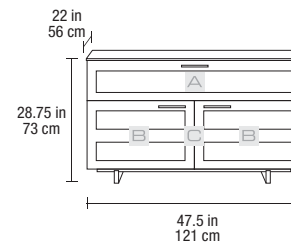
Avion 8928 is ideal for smaller spaces or anywhere the TV needs to be a little higher. The top compartment can hold a center speaker, media and/or additional components. The lower doors reveal two adjustable component compartments and a dedicated home for a gaming console.

Overall Dimensions (H x W x D):
28.75 x 47.5 x 22 in ■ 73 x 121 x 56 cm

Interior Dimensions (H x W x D):

- ▲ Top Multifunction Compartment
8 x 45.25 x 12 in ■ 20 x 114 x 30 cm (for speaker)
8 x 22.5 x 18.25 in ■ 20 x 57 x 46 cm (x2, for components)
- Side Component Compartment
14.25 x 19 x 20.5 in ■ 36 x 48 x 52 cm
- Game Console Compartment
14.25 x 6.25 x 18.25 in ■ 36 x 15 x 46 cm

Top Shelf Capacity 150 lbs ■ 68 kg
Top Compartment Capacity 75 lbs ■ 34 kg
Adjustable Shelf Capacity 50 lbs ■ 23 kg
Fixed Shelf Capacity 75 lbs ■ 34 kg





TAPERED REAR PANELS ALLOW AVION 8925 TO MAKE FULL USE OF CORNERS OR SIT FLAT AGAINST A WALL.



VERSATILE SIDE COMPARTMENTS ON MODEL 8925 CAN BE USED TO STORE MEDIA OR A GAMING CONSOLE.



AVION 8928'S TOP DOOR FLIPS DOWN TO REVEAL A MULTIFUNCTION COMPARTMENT FOR A SPEAKER OR COMPONENTS.



MODEL 8928 INCLUDES A DEDICATED CENTER COMPARTMENT FOR GAMING CONSOLE STORAGE.

AVION SERIES II 8928





AVION SERIES II 8927

CABINET WITH SPEAKER/MEDIA DRAWER

- Recommended TV Size up to 73"
- ✓ Arena TV Mount Compatibility 9970 and 9972

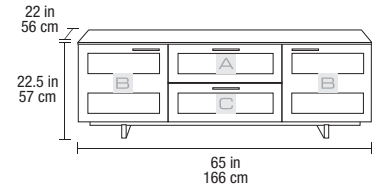
There's plenty of space for a complete home theater system with Avion 8927. The cabinet has a speaker/media drawer and space for additional components behind the lower center door. The cabinet's speaker/media drawer can accommodate a speaker (up to 7.25" tall) and media storage or it can be removed to reveal a fully finished shelf for a larger speaker (up to 8.25" tall).

Overall Dimensions (H x W x D):
22.5 x 65 x 22 in ■ 57 x 166 x 56 cm

Interior Dimensions (H x W x D):

- A Speaker/Media Drawer
7.25 x 22.75 x 15.75 in ■ 18 x 58 x 40 cm
- B Side Component Compartment
16.25 x 18.5 x 20.5 in ■ 41 x 47 x 52 cm
- C Center Component Compartment
8 x 25 x 16.5 in ■ 21 x 64 x 43 cm

Top Shelf Capacity 200 lbs ■ 91 kg
 Drawer Capacity 40 lbs ■ 18 kg
 Adjustable Shelf Capacity 50 lbs ■ 23 kg
 Fixed Shelf Capacity 75 lbs ■ 34 kg



AVION SERIES II 8929

CABINET WITH SPEAKER/MEDIA DRAWER

- Recommended TV Size up to 82"
- ✓ Arena TV Mount Compatibility 9970 and 9972

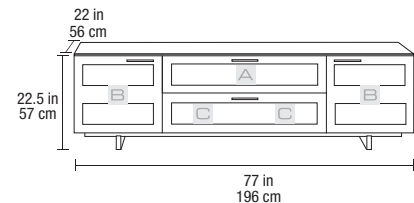
Avion 8929 provides greater width for larger TVs. The cabinet has a wider speaker/media drawer and space for additional components behind the lower center door. The cabinet's speaker/media drawer can accommodate a speaker (up to 7.25" tall) and media storage or it can be removed to reveal a fully finished shelf for a larger speaker (up to 8.25" tall).

Overall Dimensions (H x W x D):
22.5 x 77 x 22 in ■ 57 x 196 x 56 cm

Interior Dimensions (H x W x D):

- A Speaker/Media Drawer
7.25 x 34.5 x 15.5 in ■ 18 x 88 x 39 cm
- B Side Component Compartment
16.25 x 18 x 20.5 in ■ 41 x 46 x 52 cm
- C Center Component Compartment
7 x 18 x 16.25 in ■ 18 x 46 x 41 cm

Top Shelf Capacity 200 lbs ■ 91 kg
 Drawer Capacity 40 lbs ■ 18 kg
 Adjustable Shelf Capacity 50 lbs ■ 23 kg
 Fixed Shelf Capacity 75 lbs ■ 34 kg



Compatible with Arena TV Mount (optional)

Ventilated rear panels remove for easy access

Steel reinforced top

Soft-close, quick-release hinges

Adjustable ventilated shelves

IR-friendly, grey tinted tempered glass

Satin stainless steel legs and support beams

Concealed wheels and easily adjustable levelers

Flow-through ventilation

Drawer can accommodate speakers 7.25" tall or can be removed for speakers 8.25" tall

Satin-nickel finished precision hardware

Media drawer includes fabric insert for use with center channel speaker



ON MODELS 8927 & 8929, THE CENTER DRAWER CAN HOLD A CENTER SPEAKER AND MEDIA COLLECTION.



INTEGRATED WHEELS AND EASILY ACCESSIBLE LEVELERS ARE CONCEALED WITHIN AVION'S STAINLESS STEEL LEGS.



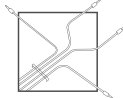
REMOVABLE BACK PANELS PROVIDE EASY ACCESS TO THE REAR OF COMPONENTS.



ARENA TV MOUNT COMPATIBLE



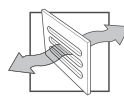
ADJUSTABLE SHELVES



CABLE MANAGEMENT



CONCEALED SPEAKER COMPARTMENT



FLOW-THROUGH VENTILATION



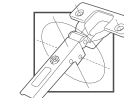
HIDDEN WHEELS



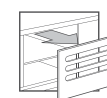
INTEGRATED LEVELERS



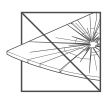
IR-FRIENDLY GLASS



PRECISION HARDWARE



REMOVABLE BACK PANEL



TEMPERED GLASS



SHOWN WITH OPTIONAL
ARENA TV MOUNT 9970

AVION® NOIR SERIES II

AVION NOIR SERIES II is complete with the features that you would expect from a cabinet bearing the AVION name. Grey tinted glass doors span the front of the sleek, black cabinet to conceal and protect a complete home theater while still allowing remote control access. The top center drawer's glass panel can be replaced with the supplied fabric panel for use with an enclosed center speaker.

DESIGN: BDI STUDIO



AVION NOIR 8937
HOME THEATER CABINET

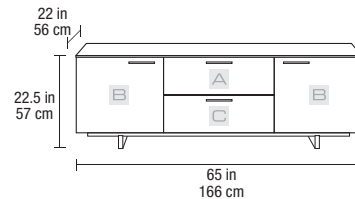
Recommended TV Size up to 73"
 ✓ Arena TV Mount Compatibility 9970 and 9972

An elegant cabinet with one lower and two side component compartments. The cabinet's top center drawer can be used to store media, fitted with the included fabric panel for use with a concealed speaker or can be removed to accommodate larger speakers (up to 8.25" tall).

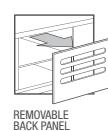
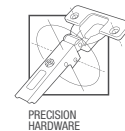
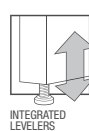
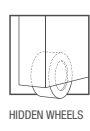
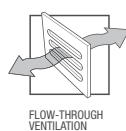
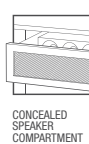

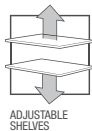
Overall Dimensions (H x W x D):
 22.5 x 65 x 22 in ■ 57 x 166 x 56 cm

Interior Dimensions (H x W x D):
 ▲ Speaker/Media Drawer 7.25 x 22.75 x 15.5 in ■ 18 x 57 x 40 cm
 B Side Component Compartment 16 x 18.5 x 20.5 in ■ 41 x 47 x 52 cm
 C Center Component Compartment 7.25 x 25 x 16.5 in ■ 18 x 63 x 42 cm

Top Shelf Capacity 200 lbs ■ 91 kg
 Drawer Capacity 40 lbs ■ 18 kg
 Adjustable Shelf Capacity 50 lbs ■ 23 kg
 Fixed Shelf Capacity 75 lbs ■ 34 kg



INSTALL THE INCLUDED FABRIC PANEL DRAWER FRONT FOR USE WITH A CONCEALED CENTER CHANNEL SPEAKER.



Good things happen behind closed doors.





CASATA 8627 WITH OPTIONAL
ARENA TV MOUNT 9972

CASATA™

With clean lines and thoughtful engineering, CASATA achieves the perfect balance of style and function. Contrasting with the richly grained wood top and sides, the recessed, grey tinted glass fronted cabinet conceals components while keeping them remote control accessible. Available in three models, CASATA features adjustable shelves with flow-through ventilation, soft-close doors and removable back panels for easy access to components and connections.

DESIGN: CRISTIAN WICHA



CASATA 8627

LOW HOME THEATER CABINET

- Recommended TV Size up to 73"
- ✓ Arena TV Mount Compatibility 9972

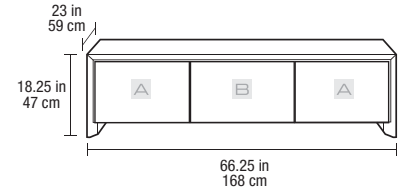
A lower-profile cabinet, Casata 8627 has three adjustable component compartments concealed behind IR-friendly glass doors. Hidden wheels allow the cabinet to be rolled from the wall for easy access to connections and the back of electronics. Engineered for use with tabletop TVs or under a wall-mounted flat panel display.

Overall Dimensions (H x W x D):
18.25 x 66.25 x 23 in ■ 47 x 168 x 59 cm

Interior Dimensions (H x W x D):

- A Side Component Compartment
12.25 x 18.25 x 20.5 in ■ 31 x 46 x 52 cm
- B Center Component Compartment
12 x 20.5 x 16.5 in ■ 31 x 52 x 42 cm

Top Shelf Capacity 120 lbs ■ 54 kg
Adjustable Shelf Capacity 50 lbs ■ 23 kg
Fixed Shelf Capacity 75 lbs ■ 34 kg



CASATA 8629-2

HOME THEATER CABINET

- Recommended TV Size up to 73"
- ✓ Arena TV Mount Compatibility 9970 and 9972

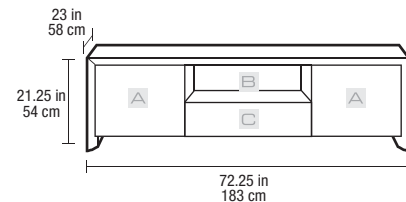
Casata 8629-2 is an elegant cabinet with a dedicated speaker compartment, two side component compartments and a media storage drawer. Hidden wheels allow the cabinet to be rolled from the wall with ease, even when fully loaded.

Overall Dimensions (H x W x D):
21.25 x 72.25 x 23 in ■ 54 x 183 x 58 cm

Interior Dimensions (H x W x D):

- A Side Component Compartment
15 x 18.25 x 20.5 in ■ 38 x 46 x 52 cm
- B Open Center Compartment
8 x 28 x 17.5 in ■ 20 x 71 x 44 cm
- C Media Storage Drawer
5.5 x 26 x 16.5 in ■ 14 x 66 x 42 cm

Top Shelf Capacity 150 lbs ■ 68 kg
Drawer Capacity 40 lbs ■ 18 kg
Adjustable Shelf Capacity 50 lbs ■ 23 kg
Fixed Shelf Capacity 75 lbs ■ 34 kg





CASATA 2823 HOME THEATER CONSOLE

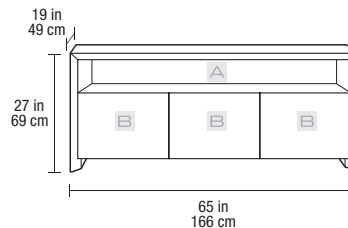
Recommended TV Size up to 60" Flat Panel TV
Arena TV Mount Compatibility N/A

Model 2823 is a beautiful console that perfectly complements the other Casata cabinets or is great on its own with a flat panel TV. The open center shelf is ideal for a center channel or soundbar speaker, placing it at the perfect height. Components are discreetly housed on adjustable shelves behind three grey tinted glass doors.

Overall Dimensions (H x W x D):
27 x 65 x 19 in ■ 69 x 166 x 49 cm

Interior Dimensions (H x W x D):
A Open Top Compartment
 7 x 60.5 x 15.5 in ■ 17 x 153 x 39 cm
B Component Compartment
 13.25 x 18.75 x 16.75 in ■ 33 x 47 x 42 cm

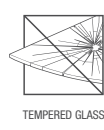
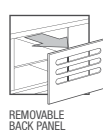
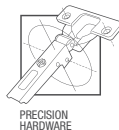
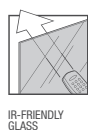
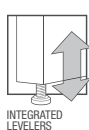

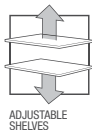
Top Shelf Capacity 150 lbs ■ 68 kg
 Adjustable Shelf Capacity 50 lbs ■ 23 kg
 Fixed Shelf Capacity 75 lbs ■ 34 kg



CASATA 8629-2 INCLUDES A CONVENIENT MEDIA STORAGE DRAWER.



CASATA WORKS PERFECTLY UNDERNEATH A WALL MOUNTED TV. COMBINE WITH CASATA 2823 TO ADD AN ATTRACTIVE CONSOLE TO THE LIVING SPACE.





Simply modern. Simply beautiful.



CASCADIA 8254

CASCADIA™

A clean, linear design, CASCADIA home theater cabinets are an elegant way to present a TV and components. The substantial top and side panels are complemented by refined reveal details and a grey tinted glass flip-down door that keeps components neatly out of sight. The generously sized open shelf is ideal for a center speaker, soundbar or additional components. The CASCADIA COLLECTION also includes complementary occasional tables and home office furniture. Visit our website to learn more.

DESIGN: MATTHEW WEATHERLY



CASCADIA 8254

COMPACT HOME THEATER CABINET

- Recommended TV Size up to 47"
- ✓ Arena TV Mount Compatibility 9972

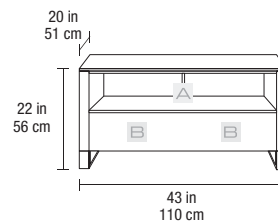
Cascadia 8254's compact design makes it a perfect fit for small to medium-sized home theater systems, accommodating TVs up to 47" in size. The open center compartment can be home to a center speaker or additional components.

Overall Dimensions (H x W x D):
22 x 43 x 20 in ■ 56 x 110 x 51 cm

Interior Dimensions (H x W x D):

- △ Open Compartment
7.75 x 39 x 10 in ■ 20 x 99 x 25 cm
- ▢ Component Compartments
7 x 19.25 x 18.5 in ■ 18 x 49 x 47 cm

Top Shelf Capacity 175 lbs ■ 79 kg
Fixed Shelf Capacity 75 lbs ■ 34 kg
Bottom Shelf Capacity 100 lbs ■ 45 kg



CASCADIA 8257

HOME THEATER CABINET

- Recommended TV Size up to 73"
- ✓ Arena TV Mount Compatibility 9972

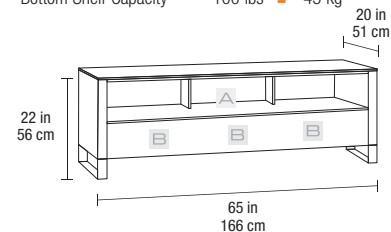
Cascadia 8257's is ideal for large home theater systems and TVs up to 73". The generously sized open compartment can accommodate a soundbar speaker or components while the grey-tinted glass door flips down to reveal three component compartments.

Overall Dimensions (H x W x D):
22 x 65 x 20 in ■ 56 x 166 x 51 cm

Interior Dimensions (H x W x D):

- △ Open Compartment
7.75 x 61.25 x 10 in ■ 20 x 155 x 25 cm
- ▢ Component Compartments
7 x 19.5 x 18.5 in ■ 18 x 50 x 47 cm

Top Shelf Capacity 200 lbs ■ 91 kg
Fixed Shelf Capacity 75 lbs ■ 34 kg
Bottom Shelf Capacity 100 lbs ■ 45 kg



Rear shelf provides space for a power strip (not included)

Ventilated back panels remove for easy access

Compartment can accommodate speakers 7.75" tall, media or additional components

IR remote-friendly, grey tinted glass

Integrated wire management

Flow-through ventilation

Low profile levelers adjust to compensate for uneven floors



SHOWN WITH OPTIONAL ARENA TV MOUNT 9972



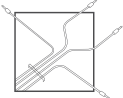
CASCADIA'S BEAUTIFUL PANELS ARE ACCENTED WITH A LINEAR REVEAL.



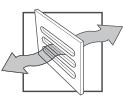
WITH SPECIAL DAMPENING HARDWARE, CASCADIA'S DOOR OPENS AND CLOSES SMOOTHLY.



ARENA TV MOUNT COMPATIBLE



CABLE MANAGEMENT



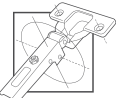
FLOW-THROUGH VENTILATION



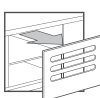
INTEGRATED LEVELERS



IR-FRIENDLY GLASS



PRECISION HARDWARE



REMOVABLE BACK PANEL



TEMPERED GLASS



CIRRUS 8157

CIRRUS™

Perfect for larger TVs, CIRRUS features sliding wood-framed doors that conceal two adjustable component compartments behind IR-friendly glass. The center adjustable shelf provides the perfect place for a center speaker or additional components, while included features such as hidden wheels, removable back panels and integrated cable management make setup and maintenance a breeze. Available as a low cabinet and a taller console; the console model includes a media storage drawer.

DESIGN: MATTHEW WEATHERLY



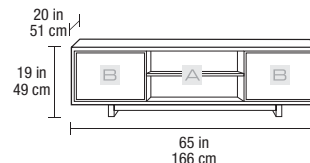
CIRRUS 8157
HOME THEATER CABINET

- Recommended TV Size up to 73"
- ✓ Arena TV Mount Compatibility 9970

Cirrus 8157 is an impressive, low profile cabinet that conceals adjustable component compartments behind sliding wood-framed doors. Hidden wheels allow the cabinet to be moved away from the wall, even when fully loaded, and removable back panels provide easy access to cables and connections.

Overall Dimensions (H x W x D):
19 x 65 x 20 in ■ 49 x 166 x 51 cm

- Interior Dimensions (H x W x D):
- ▲ Component/Speaker Compartment 13.75 x 25.5 x 16 in ■ 35 x 65 x 41 cm
 - Side Component Compartment 13.75 x 18 x 18.25 in ■ 35 x 46 x 46 cm
- Top Shelf Capacity 200 lbs ■ 91 kg
Adjustable Shelf Capacity 50 lbs ■ 23 kg
Fixed Shelf Capacity 75 lbs ■ 34 kg



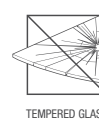
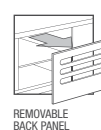
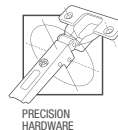
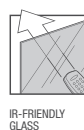
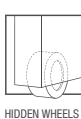
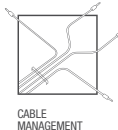
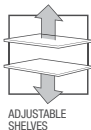
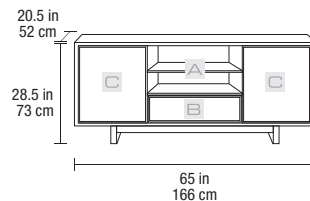
CIRRUS 8158
HOME THEATER CONSOLE

- Recommended TV Size up to 60" Flat Panel TV
- ✓ Arena TV Mount Compatibility 9972

A console-height cabinet, perfect for the bedroom or anywhere the TV needs to be positioned a little higher. Including all of the features of model 8157, Cirrus 8158 includes additional component shelves and a media drawer that can store over 75 DVDs.

Overall Dimensions (H x W x D):
28.5 x 65 x 20.5 in ■ 73 x 166 x 52 cm

- Interior Dimensions (H x W x D):
- ▲ Component/Speaker Compartment 14 x 25.75 x 16 in ■ 35 x 65 x 40 cm
 - Media Storage Drawer 5.5 x 23.25 x 15.75 in ■ 14 x 59 x 40 cm
 - Side Component Compartment 21.25 x 18 x 18.25 in ■ 53 x 45 x 46 cm
- Top Shelf Capacity 150 lbs ■ 68 kg
Drawer Capacity 40 lbs ■ 18 kg
Adjustable Shelf Capacity 50 lbs ■ 23 kg
Fixed Shelf Capacity 75 lbs ■ 34 kg



Modern design with a twist of retro.





ERAS 8358

ERAS®

While ERAS has a definite retro influence, this is not your mother's TV cabinet. ERAS' inspiration lies in mid-century modern design that has been updated with innovative features and sleek grey tinted glass doors for a collection that is anything but dated. Features include adjustable shelves and removable back panels for simple setup and maintenance. Available in BDI's beautifully modern Chocolate Stained Walnut finish, the ERAS COLLECTION includes complementary occasional tables. Visit our website to learn more.

DESIGN: NOAH PACKARD



ERAS 8354

COMPACT HOME THEATER CABINET

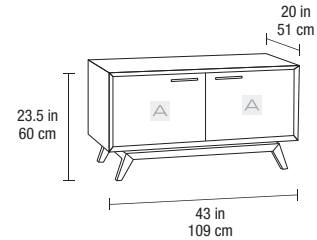
- Recommended TV Size up to 46"
- ✓ Arena TV Mount Compatibility 9972

Eras 8354's compact design makes it a perfect fit for small to medium-sized home theater systems, accommodating TVs up to 46". The grey tinted glass doors conceal two adjustable component compartments to keep electronics out of view.

Overall Dimensions (H x W x D):
23.5 x 43 x 20 in ■ 60 x 109 x 51 cm

Interior Dimensions (H x W x D):
 ▲ Component Compartments
 14.75 x 18.5 x 17.75 in ■ 38 x 47 x 45 cm

Top Shelf Capacity 175 lbs ■ 79 kg
 Adjustable Shelf Capacity 50 lbs ■ 23 kg
 Fixed Shelf Capacity 100 lbs ■ 45 kg



ERAS 8357

HOME THEATER CABINET

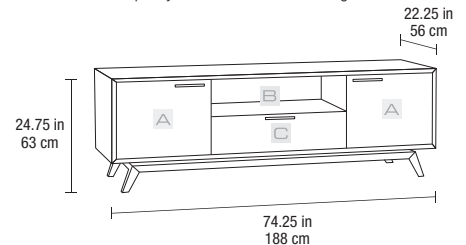
- Recommended TV Size up to 82"
- ✓ Arena TV Mount Compatibility 9972

Sized for TVs up to 82", Eras 8357 can accommodate larger home theater systems. The open center compartment is home to a center speaker and the versatile center storage drawer can hold a complete DVD/media collection.

Overall Dimensions (H x W x D):
27 x 65 x 19 in ■ 69 x 166 x 49 cm

Interior Dimensions (H x W x D):
 ▲ Side Component Compartments
 16 x 18.5 x 19.75 in ■ 41 x 47 x 50 cm
 ■ Open Center Compartment
 7.75 x 30.5 x 16.25 in ■ 19 x 77 x 41 cm
 □ Media Storage Drawer
 6.5 x 28.25 x 15.75 in ■ 17 x 72 x 40 cm

Top Shelf Capacity 200 lbs ■ 91 kg
 Adjustable Shelf Capacity 50 lbs ■ 23 kg
 Fixed Shelf Capacity 75 lbs ■ 34 kg
 Bottom Shelf Capacity 100 lbs ■ 45 kg



ERAS 8358 HOME THEATER CABINET



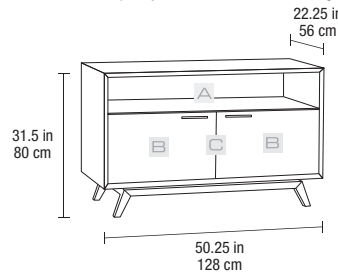
- Recommended TV Size up to 55"
- ✓ Arena TV Mount Compatibility 9972

Eras 8358 is great for smaller spaces or anywhere the TV needs to be positioned a little higher. The top compartment can hold a center speaker, media and/or additional components. The lower doors reveal two adjustable component compartments and a dedicated space for a gaming console.

Overall Dimensions (H x W x D):
31.5 x 50.25 x 22.25 in ■ 80 x 128 x 56 cm

- Interior Dimensions (H x W x D):
- A Open Center Compartment
7.75 x 48 x 17.25 in ■ 20 x 122 x 44 cm
 - B Side Component Compartments
14 x 20 x 19.75 in ■ 36 x 50 x 50 cm
 - C Game Console Compartment
14 x 6.5 x 16.75 in ■ 36 x 17 x 43 cm

- Top Shelf Capacity 175 lbs ■ 79 kg
- Adjustable Shelf Capacity 50 lbs ■ 23 kg
- Fixed Shelf Capacity 75 lbs ■ 34 kg
- Bottom Shelf Capacity 50 lbs ■ 23 kg



SHOWN WITH OPTIONAL ARENA TV MOUNT 9972



ALL ERAS MODELS INCLUDE VENTILATED BACK PANELS THAT EASILY REMOVE FOR ACCESS TO CONNECTIONS.



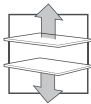
ERAS 8357'S MEDIA STORAGE DRAWER HOLDS UP TO 100 DVD'S OR OTHER MEDIA.



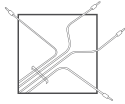
ERAS 8358 INCLUDES A DEDICATED CENTER COMPARTMENT FOR GAMING CONSOLE STORAGE.



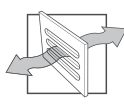
ARENA TV MOUNT COMPATIBLE



ADJUSTABLE SHELVES



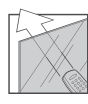
CABLE MANAGEMENT



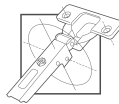
FLOW-THROUGH VENTILATION



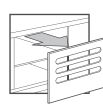
INTEGRATED LEVELERS



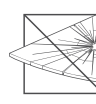
IR-FRIENDLY GLASS



PRECISION HARDWARE



REMOVABLE BACK PANEL



TEMPERED GLASS



MARINA 8729-2

MARINA™

The MARINA home theater cabinet revisits the modern appeal of the 1950's, yet introduces an updated look that complements any contemporary home theater or living space. A safe harbor for your components, MARINA is full of BDI's signature integrated features such as hidden wheels, removable back panels and flow-through ventilation. Whether your TV is on or off, this striking high-gloss cabinet will be the focal point of any room.

DESIGN: CRISTIAN WICHA



MARINA 8729-2
HOME THEATER CABINET

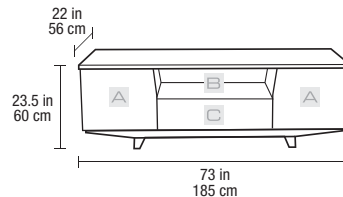
Recommended TV Size up to 82"
 ✓ Arena TV Mount Compatibility 9970 and 9972

A retro-inspired cabinet with a gloss polyurethane finish. The open center shelf is home to a center speaker. Components are housed in the lower and side compartments behind IR-friendly grey tinted glass doors.

Overall Dimensions (H x W x D):
 23.5 x 73 x 22 in ■ 60 x 185 x 56 cm

Interior Dimensions (H x W x D):
 ▲ Side Component Compartment
 16.25 x 18.5 x 20.5 in ■ 41 x 47 x 52 cm
 B Open Center Compartment
 8 x 30.75 x 16.25 in ■ 20 x 78 x 41 cm
 C Lower Component Compartment
 7.5 x 30 x 16.25 in ■ 19 x 76 x 41 cm

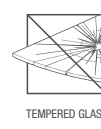
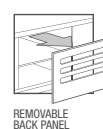
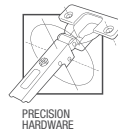
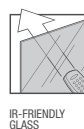
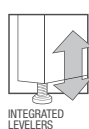
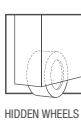

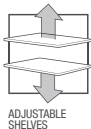
Top Shelf Capacity 200 lbs ■ 91 kg
 Adjustable Shelf Capacity 50 lbs ■ 23 kg
 Fixed Shelf Capacity 75 lbs ■ 34 kg



SHOWN WITH OPTIONAL ARENA TV MOUNT 9970



MARINA'S LOWER CENTER COMPARTMENT FEATURES A FLIP DOWN DOOR FOR EASY ACCESS TO COMPONENTS.





MIRAGE 8227-2 WITH AV TOWER 8222



MIRAGE 8224

MIRAGE™

With an understated design and sleek black finish, MIRAGE is a sharp choice to partner with a gloss black TV. The collection features black glass tops, doors that are fronted with grey tinted tempered glass, and satin black sides and base. MIRAGE is available in two cabinet models and an AV Tower for additional storage. All models include adjustable shelves with flow-through ventilation, hidden wheels, soft-close doors and removable back panels for easy access to cables and connections.

DESIGN: AL GLASS & CRISTIAN WICHA



MIRAGE 8222

AUDIO CABINET

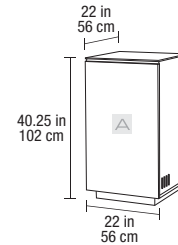
Recommended TV Size N/A
 Arena TV Mount Compatibility N/A

For larger home theater systems, Mirage 8227-2 sleekly conceals three adjustable component compartments behind its grey tinted glass doors. Partner this cabinet with the Mirage Audio Tower 8222 for additional component storage.

Overall Dimensions (H x W x D):
 40.25 x 22 x 22 in ■ 102 x 56 x 56 cm

Interior Dimensions (H x W x D):
 ▲ Component Compartment
 35.25 x 19.5 x 19.75 in ■ 89 x 49 x 49 cm

Top Shelf Capacity 50 lbs ■ 23 kg
 Adjustable Shelf Capacity 50 lbs ■ 23 kg
 Fixed Shelf Capacity 75 lbs ■ 34 kg



MIRAGE 8224

HOME THEATER CABINET

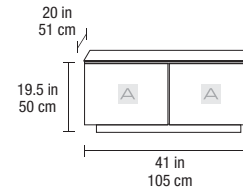
Recommended TV Size up to 42"
 ✓ Arena TV Mount Compatibility 9972

An ideally sized cabinet for small to medium home theater systems, Mirage 8224 can be paired with the complementary Audio Tower 8222 for additional component storage. Grey tinted glass doors conceal components, yet keep them IR-remote accessible.

Overall Dimensions (H x W x D):
 19.5 x 41 x 20 in ■ 50 x 105 x 51 cm

Interior Dimensions (H x W x D):
 ▲ Component Compartment
 14.5 x 18.25 x 18.75 in ■ 37 x 46 x 47 cm

Top Shelf Capacity 150 lbs ■ 68 kg
 Adjustable Shelf Capacity 50 lbs ■ 23 kg
 Fixed Shelf Capacity 75 lbs ■ 34 kg





MIRAGE 8227-2

HOME THEATER CABINET

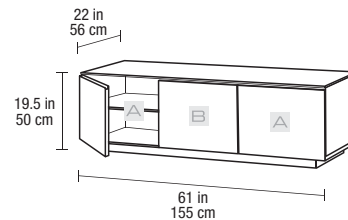
- Recommended TV Size up to 63"
 ✓ Arena TV Mount Compatibility 9970

For larger home theater systems, Mirage 8227-2 sleekly conceals three adjustable component compartments behind its grey tinted glass doors. Partner this cabinet with the Mirage Audio Tower 8222 for additional component storage.

Overall Dimensions (H x W x D):
 19.5 x 61 x 22 in ■ 50 x 155 x 56 cm

Interior Dimensions (H x W x D):
 ▲ Side Component Compartment
 14.75 x 18.25 x 20.5 in ■ 37 x 46 x 52 cm
 ■ Center Component Compartment
 14.75 x 18.25 x 17 in ■ 37 x 46 x 43 cm

Top Shelf Capacity 150 lbs ■ 68 kg
 Adjustable Shelf Capacity 50 lbs ■ 23 kg
 Fixed Shelf Capacity 75 lbs ■ 34 kg



SHOWN WITH OPTIONAL ARENA TV MOUNT 9970



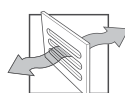
ARENA TV MOUNT
COMPATIBLE



ADJUSTABLE
SHELVES



CABLE
MANAGEMENT



FLOW-THROUGH
VENTILATION



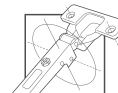
HIDDEN
WHEELS



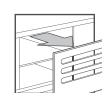
INTEGRATED
LEVELERS



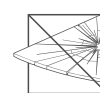
IR-FRIENDLY
GLASS



PRECISION
HARDWARE



REMOVABLE
BACK PANEL



TEMPERED
GLASS



NORA 8239

NORA™

The modern design of the NORA cabinet creates a sleek home for a flat panel TV and components. NORA features two side component compartments with soft-close doors. The center of the cabinet includes an open speaker compartment and a flip-down component door that conceals two additional component compartments. Available in a Gloss White and Satin Black finishes.

DESIGN: MATTHEW WEATHERLY & AL GLASS



NORA 8239
HOME THEATER CABINET

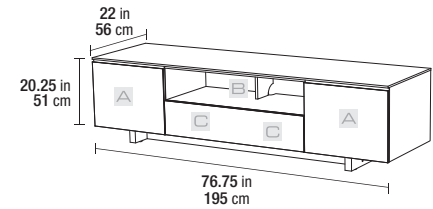
Recommended TV Size up to 82"
 ✓ Arena TV Mount Compatibility 9970

Perfect for large home theaters. The open center compartment is home to a center speaker or components. The bottom and side compartments conceal components behind IR-remote friendly glass doors.

Overall Dimensions (H x W x D):
 20.25 x 76.75 x 22 in ■ 51 x 195 x 56 cm

Interior Dimensions (H x W x D):
 A Side Component Compartment
 14.5 x 18.5 x 20.5 in ■ 37 x 47 x 52 cm
 B Open Center Compartment
 7.25 x 36.5 x 10 in ■ 18 x 93 x 25 cm
 C Lower Component Compartment
 6.75 x 18 x 17 in ■ 17 x 45 x 43 cm

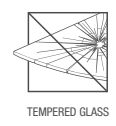
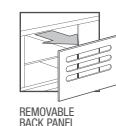
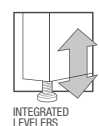
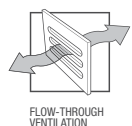
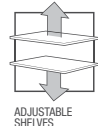
Top Shelf Capacity 200 lbs ■ 91 kg
 Adjustable Shelf Capacity 50 lbs ■ 23 kg
 Bottom Shelf Capacity 75 lbs ■ 34 kg



SHOWN WITH OPTIONAL ARENA TV MOUNT 9970



NORA'S LOWER FLIP-DOWN DOOR CONCEALS TWO ADDITIONAL COMPONENT / MEDIA STORAGE SPOTS.



A large black flat-screen television is mounted on a wooden media console. The console is made of light-colored wood and features a black glass top surface. Below the top, there are several compartments: two large open shelves on the left and right, and a central section with two drawers and a cabinet door. The TV is positioned against a light green wall. In the foreground, a portion of a light-colored sofa is visible. To the left of the console, there are two white ceramic vases. The floor is made of dark wood. In the background, a white wall and a framed picture are visible.

Every theater needs its stage.



NOVIA 8421

NOVIA®

This collection may appear to have the traditional styling of classic furniture, but a closer look at NOVIA reveals a wealth of unexpected innovations. Of course you will find BDI's signature features such as hidden wheels, cable management and flow-through ventilation. In addition, select models include dedicated storage for gaming consoles, subwoofers and/or media to ensure this popular collection is as functional as it is attractive.

DESIGN: MATTHEW WEATHERLY

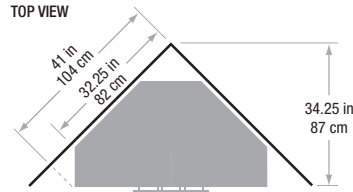


NOVIA 8421

CORNER HOME THEATER CABINET

Recommended TV Size up to 50" Flat Panel TV
 Arena TV Mount Compatibility N/A

Designed for use in corners, Novia 8421 makes the most of the space with a minimal footprint. The multifunction compartment's flip-down door conceals a speaker, media or additional components. The lower doors conceal compartments for components and storage shelves for media or a gaming console.

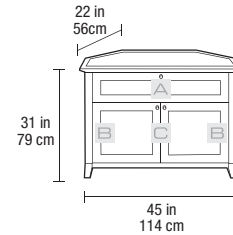


Overall Dimensions (H x W x D):
 31 x 45 x 22 in ■ 79 x 114 x 56 cm

Interior Dimensions (H x W x D):

- ▲ Top Multifunction Compartment
 8 x 37.5 x 10.5 in ■ 20 x 95 x 26 cm (for speaker)
 8 x 19.25 x 16 in ■ 20 x 48 x 40 cm (for component)
- Side Media/Gaming Compartment
 16.25 x 7.25 x 10.5 in ■ 41 x 18 x 26 cm
- Center Component Compartment
 16.25 x 19.5 x 17.75 in ■ 41 x 49 x 45 cm

Top Shelf Capacity 150 lbs ■ 68 kg
 Top Compartment Capacity 75 lbs ■ 34 kg
 Adjustable Shelf Capacity 50 lbs ■ 23 kg
 Fixed Shelf Capacity 100 lbs ■ 45 kg



NOVIA 8424

LOW HOME THEATER CABINET

Recommended TV Size up to 50"
 ✓ Arena TV Mount Compatibility 9972

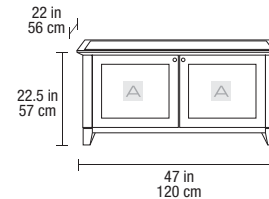
A great cabinet for smaller spaces, Novia 8424 features two component compartments with adjustable ventilated shelves. As on all Novia models, the soft-close, wood framed doors include IR-friendly grey tinted glass inserts for unobstructed remote control access.

Overall Dimensions (H x W x D):
 22.5 x 47 x 22 in ■ 57 x 120 x 56 cm

Interior Dimensions (H x W x D):

- ▲ Component Compartment
 16.25 x 19.75 x 19.25 in ■ 41 x 50 x 49 cm

Top Shelf Capacity 150 lbs ■ 68 kg
 Adjustable Shelf Capacity 50 lbs ■ 23 kg
 Fixed Shelf Capacity 100 lbs ■ 45 kg





NOVIA 8426

SUBWOOFER STORAGE CABINET

Recommended TV Size up to 55" Flat Panel TV
 Arena TV Mount Compatibility N/A

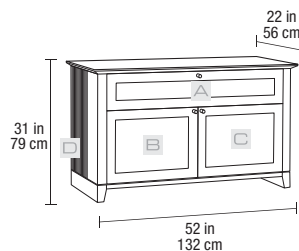
A subwoofer can be an eyesore. Keep it out of view, hidden inside Nova model 8426. The subwoofer fits neatly into the back of the cabinet while sound passes freely through the louvered side panel. The cabinet's top multifunction compartment can accommodate a micro sound system, additional components or a center speaker. The lower doors open to reveal two media storage shelves on the left and an adjustable component compartment on the right.

Overall Dimensions (H x W x D):
 31 x 52 x 22 in ■ 79 x 132 x 56 cm

Interior Dimensions (H x W x D):

- ▲ Top Multifunction Compartment
 7.75 x 44.5 x 12.25 in ■ 19 x 113 x 31 cm (for speaker)
 7.75 x 22.25 x 19.25 in ■ 19 x 56 x 48 cm (x2, for components)
- Media Storage Compartment
 16 x 25.25 x 6 in ■ 40 x 64 x 15 cm
- Component Compartment
 16 x 19.25 x 19.25 in ■ 40 x 48 x 48 cm
- ▣ Subwoofer Compartment
 21.25 x 25.25 x 13.25 in ■ 54 x 64 x 33 cm

Top Shelf Capacity 150 lbs ■ 68 kg
 Top Compartment Capacity 75 lbs ■ 34 kg
 Adjustable Shelf Capacity 50 lbs ■ 23 kg
 Fixed Shelf Capacity 100 lbs ■ 45 kg



Hide the subwoofer. Not the sound.



NOVIA 8426'S SUBWOOFER COMPARTMENT PROVIDES FULL SOUND WHILE KEEPING THE SUBWOOFER NEATLY OUT OF VIEW.



MODEL 8426'S LOWER CABINET PROVIDES MEDIA STORAGE AND TWO COMPONENT SHELVES.



THE TOP MULTIFUNCTION COMPARTMENT ON MODEL 8426 CONCEALS A MICRO SYSTEM, CENTER CHANNEL SPEAKER, OR TWO FULL SIZED COMPONENTS.



NOVIA 8428

CABINET WITH MULTIFUNCTION STORAGE

- Recommended TV Size up to 55"
 ✓ Arena TV Mount Compatibility 9972

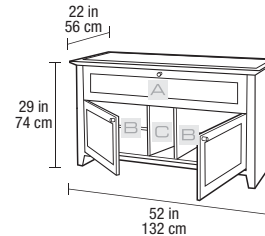
Novia 8428 is perfect for smaller spaces or anywhere the TV needs to be positioned a little higher. The top door conceals a multifunction compartment for a center speaker, media or additional components. The lower doors hide two component compartments and a dedicated home for a gaming station.

Overall Dimensions (H x W x D):
 29 x 52 x 22 in ■ 74 x 132 x 56 cm

Interior Dimensions (H x W x D):

- ▲ Top Multifunction Compartment
 8.5 x 43.5 x 10.5 in ■ 21 x 110 x 26 cm (for speaker)
 8.5 x 20.5 x 17.25 in ■ 21 x 51 x 43 cm (x2, for components)
- Side Component Compartment
 13.25 x 19 x 18.5 in ■ 34 x 48 x 47 cm
- Gaming Console Compartment
 13.25 x 5.25 x 16.5 in ■ 34 x 13 x 42 cm

Top Shelf Capacity 150 lbs ■ 68 kg
 Top Compartment Capacity 75 lbs ■ 34 kg
 Adjustable Shelf Capacity 50 lbs ■ 23 kg
 Fixed Shelf Capacity 100 lbs ■ 45 kg



NOVIA 8429-2

CABINET WITH SPEAKER/MEDIA DRAWER

- Recommended TV Size up to 82"
 ✓ Arena TV Mount Compatibility 9970 and 9972

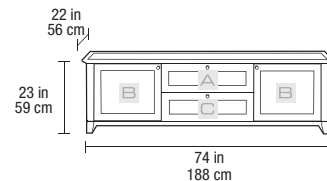
For larger systems, there's plenty of room for a complete home theater within Nova 8429-2. The multifunction drawer can accommodate a speaker and media or it can be removed to reveal an open shelf for speakers up to 8.25" tall.

Overall Dimensions (H x W x D):
 23 x 74 x 22 in ■ 59 x 188 x 56 cm

Interior Dimensions (H x W x D):

- ▲ Multifunction Speaker/Media Drawer
 7 x 24.75 x 14.25 in ■ 17 x 62 x 36 cm
- Side Component Compartment
 16.25 x 17.75 x 19.25 in ■ 41 x 45 x 49 cm
- Center Component Compartment
 7 x 26 x 19.25 in ■ 17 x 68 x 49 cm

Top Shelf Capacity 200 lbs ■ 91 kg
 Drawer Capacity 40 lbs ■ 18 kg
 Adjustable Shelf Capacity 50 lbs ■ 23 kg
 Fixed Shelf Capacity 100 lbs ■ 45 kg



Ventilated rear panels remove for easy access

Steel reinforced top

Soft-close, quick-release hinges

Adjustable ventilated shelves

IR-friendly, grey tinted tempered glass

Flow-through ventilation

Concealed wheels and easily adjustable levelers

Drawer can accommodate speakers 7.25" tall or can be removed for speakers 8.25" tall

Compatible with Arena TV Mount (optional)

Media drawer includes fabric insert for use with center channel speaker



MODEL 8428'S LOWER COMPARTMENT INCLUDES A DEDICATED SPACE FOR A GAMING CONSOLE.



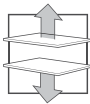
FLIP-DOWN DOOR PROVIDES EASY ACCESS TO MULTIFUNCTION COMPARTMENT ON MODEL 8428.



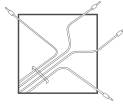
ADJUSTABLE WOOD SHELVES REST ON THREADED AND CUSHIONED SHELF SUPPORTS.



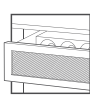
ARENA TV MOUNT COMPATIBLE



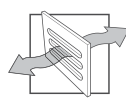
ADJUSTABLE SHELVES



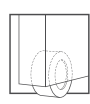
CABLE MANAGEMENT



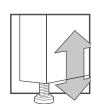
CONCEALED SPEAKER COMPARTMENT



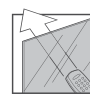
FLOW-THROUGH VENTILATION



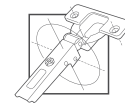
HIDDEN WHEELS



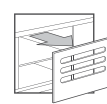
INTEGRATED LEVELERS



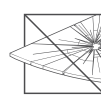
IR-FRIENDLY GLASS



PRECISION HARDWARE



REMOVABLE BACK PANEL



TEMPERED GLASS



OLA 8137

OLA™

The gently curved profile of the OLA cabinet creates a dramatic home theater. With a contemporary appeal, the cabinet features substantial panels separated by curved, grey tinted glass doors that appear to wrap around the cabinet's sides. The open compartment includes an adjustable shelf for use with a speaker, media or additional components.

DESIGN: LOUIS A. LARA



OLA 8137
HOME THEATER CABINET

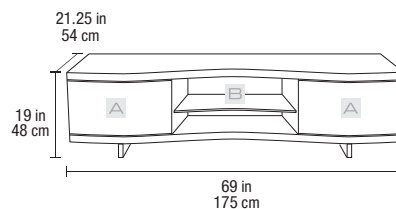
Recommended TV Size up to 73"
 ✓ Arena TV Mount Compatibility 9972

A beautiful home theater cabinet with a gently curving front. The open center shelf is the perfect home for a center speaker or components. Additional components are housed in the side compartments behind IR-friendly grey tinted glass doors.

Overall Dimensions (H x W x D):
 19 x 69 x 21.25 in ■ 48 x 175 x 54 cm

Interior Dimensions (H x W x D):
 ▲ Side Component Compartment
 11.75 x 20 x 18 in ■ 30 x 51 x 46 cm
 ■ Open Center Compartment
 11.75 x 25.75 x 13.5 in ■ 30 x 65 x 34 cm

Top Shelf Capacity 150 lbs ■ 68 kg
 Adjustable Shelf Capacity 50 lbs ■ 23 kg
 Bottom Shelf Capacity 75 lbs ■ 34 kg



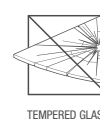
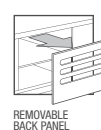
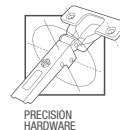
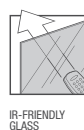
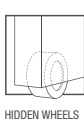

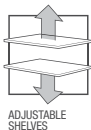
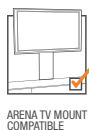
SHOWN WITH OPTIONAL ARENA TV MOUNT 9972



VENTILATION SLOTS IN THE BOTTOM, SHELVES AND BACK PROMOTE AIR CIRCULATION.



OLA'S GENTLY CURVED FRONT PROFILE CREATES AN ELEGANT HOME THEATER.





Round out your home theater.



REVO 9981

REVO™

The home theater takes on a new shape with the curved lines of the REVO collection. Available in two models, REVO's unique elliptical footprint is versatile enough for any room of the house and the integrated swivel base makes it particularly good for corners. Components are concealed behind IR-friendly, curved glass doors and the open shelf can be used for a center speaker, media storage or additional components.

DESIGN: LOUIS A. LARA



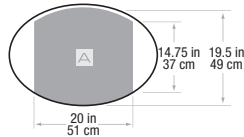
REVO 9980

ELLIPTICAL TV CABINET WITH SWIVEL

Recommended TV Size up to 37" Flat Panel TV
 Arena TV Mount Compatibility N/A

With a small footprint and an integrated swivel, Revo 9980 is a perfect choice for use in corners or the bedroom. Space for a column of components is concealed behind the curved grey tinted glass door, and the open shelf is a great spot for a center speaker or an additional component.

OPEN COMPARTMENT DIMENSIONS

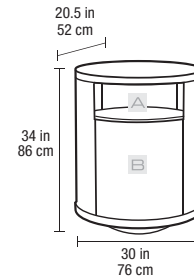


Overall Dimensions (H x W x D):
 34 x 30 x 20.5 in ■ 86 x 76 x 52 cm

Interior Dimensions (H x W x D):

A Open Compartment 8 x 20 x 14.75–19.5 in ■ 20 x 51 x 37–49 cm
B Component Compartment 20.25 x 17.5 x 16.5 in ■ 51 x 44 x 31 cm

Top Shelf Capacity 80 lbs ■ 36 kg
 Top Compartment Capacity 75 lbs ■ 34 kg
 Adjustable Shelf Capacity 50 lbs ■ 23 kg
 Fixed Shelf Capacity 100 lbs ■ 45 kg



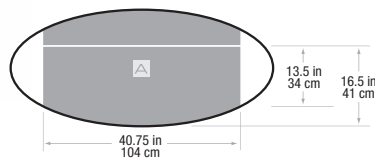
REVO 9981

ELLIPTICAL TV CABINET WITH SWIVEL

Recommended TV Size up to 58" Flat Panel TV
 Arena TV Mount Compatibility N/A

Sized for larger TVs, Revo 9981 has space for two columns of components behind its IR-friendly glass doors. The integrated swivel base features three adjustable settings — revolving a full 360°, swiveling 30° or locked in place.

OPEN COMPARTMENT DIMENSIONS

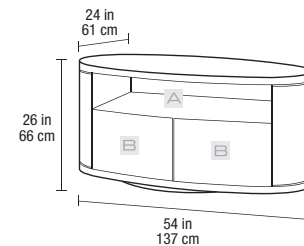


Overall Dimensions (H x W x D):
 26 x 54 x 24 in ■ 66 x 137 x 61 cm

Interior Dimensions (H x W x D):

A Open Compartment 8 x 40.75 x 13.5–16.5 in ■ 20 x 103 x 34–41 cm
B Component Compartment 12.5 x 17.5 x 18.25 in ■ 31 x 44 x 46 cm

Top Shelf Capacity 150 lbs ■ 68 kg
 Top Compartment Capacity 75 lbs ■ 34 kg
 Adjustable Shelf Capacity 50 lbs ■ 23 kg
 Fixed Shelf Capacity 75 lbs ■ 34 kg



Ventilated rear panel removes for easy access

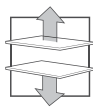
Compartment can accommodate speakers 8" tall, media or additional components

Magnetic touch latch

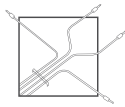
Adjustable tempered glass shelves

IR-friendly, grey tinted glass

Integrated swivel base



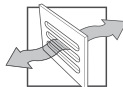
ADJUSTABLE SHELVES



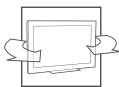
CABLE MANAGEMENT



CORNER FRIENDLY



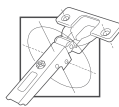
FLOW-THROUGH VENTILATION



INTEGRATED SWIVEL



IR-FRIENDLY GLASS



PRECISION HARDWARE



REMOVABLE BACK PANEL

A living room scene featuring a large flat-screen TV on a wooden stand. The stand has a shelf below the TV holding electronic equipment, including a receiver and a DVD player. The room includes a white sofa, a blue chair, and framed artwork on the wall.

The perfect support system.



VALERA 9721

VALERA™

The VALERA collection beautifully frames a home theater system with richly finished panels that provide a semi-enclosed appearance. The center grey tinted glass shelf or shelves are adjustable and the back panel features integrated wire management to keep cables under control. Several VALERA models include an integrated swivel base, allowing them to rotate.

DESIGN: LOUIS A. LARA



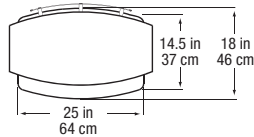
VALERA 9721

OPEN TV STAND WITH SWIVEL

Recommended TV Size up to 37" Flat Panel TV

Valera 9721 is a four-shelf stand, perfect for use in the bedroom or anywhere the TV needs to be a little taller. The integrated swivel base has three adjustable settings — rotating 360°, swiveling 30°, or secured in place.

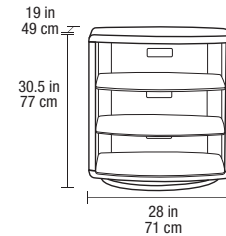
SHELF DIMENSIONS



Overall Dimensions (H x W x D):
30.5 x 28 x 19 in ■ 77 x 71 x 49 cm

Frame Opening (H x W x D):
25 x 25 x 14.5–18 in ■ 64 x 64 x 37–46 cm

Top Shelf Capacity 75 lbs ■ 34 kg
Adjustable Shelf Capacity 50 lbs ■ 23 kg
Fixed Shelf Capacity 75 lbs ■ 34 kg



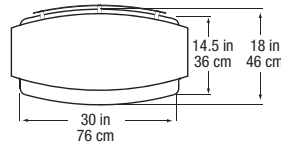
VALERA 9723

OPEN TV STAND WITH SWIVEL

Recommended TV Size up to 42" Flat Panel TV

A three-shelf TV stand, Valera 9723 is good for use with smaller systems. The integrated swivel base has three adjustable settings — rotating 360°, swiveling 30°, or secured in place.

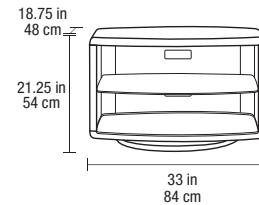
SHELF DIMENSIONS



Overall Dimensions (H x W x D):
21.25 x 33 x 18.75 in ■ 54 x 84 x 48 cm

Frame Opening (H x W x D):
16.5 x 30 x 14.5–18 in ■ 42 x 76 x 36–46 cm

Top Shelf Capacity 100 lbs ■ 45 kg
Adjustable Shelf Capacity 50 lbs ■ 23 kg
Fixed Shelf Capacity 75 lbs ■ 34 kg





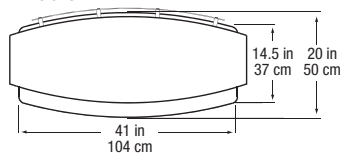
VALERA 9724

OPEN TV STAND WITH SWIVEL

Recommended TV Size up to 50" Flat Panel TV

Valera 9724 is a three-shelf stand with space for two columns of home theater components. The integrated swivel base has three adjustable settings — rotating 360°, swiveling 30°, or secured in place.

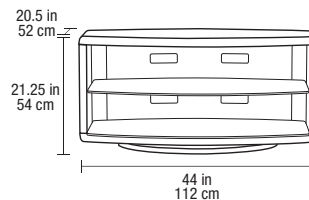
SHELF DIMENSIONS



Overall Dimensions (H x W x D):
21.25 x 44 x 20.5 in ■ 54 x 112 x 52 cm

Frame Opening (H x W x D):
16.5 x 41 x 14.5–20 in ■ 42 x 104 x 37–50 cm

Top Shelf Capacity 125 lbs ■ 57 kg
Adjustable Shelf Capacity 60 lbs ■ 27 kg
Fixed Shelf Capacity 75 lbs ■ 34 kg



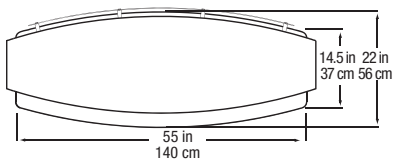
VALERA 9729

OPEN TV STAND

Recommended TV Size up to 65" Flat Panel TV

Valera 9729 is a wide, three-shelf TV stand, for use with large TVs and complete home theater systems. The adjustable shelf can hold a speaker, soundbar or components. Model 9729 does not swivel.

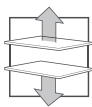
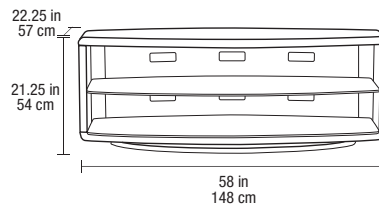
SHELF DIMENSIONS



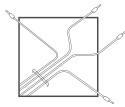
Overall Dimensions (H x W x D):
21.25 x 58 x 22.5 in ■ 54 x 148 x 58 cm

Frame Opening (H x W x D):
16.5 x 55 x 14.5–22 in ■ 42 x 140 x 37–56 cm

Top Shelf Capacity 130 lbs ■ 59 kg
Adjustable Shelf Capacity 60 lbs ■ 27 kg
Fixed Shelf Capacity 150 lbs ■ 68 kg



ADJUSTABLE SHELVES



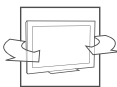
CABLE MANAGEMENT



CORNER FRIENDLY



FLOW-THROUGH VENTILATION



INTEGRATED SWIVEL



TEMPERED GLASS



VISTA 9960

VISTA®

VISTA is a striking alternative to mounting a flat panel TV on the wall. The screen can be positioned at any of the pedestal's variable heights using the included mounting brackets. Cables are neatly hidden inside VISTA's sturdy steel column — there's even room to mount a small power strip in there — keeping everything accessible and organized. VISTA is available with or without adjustable shelves.

DESIGN: LOUIS A. LARA

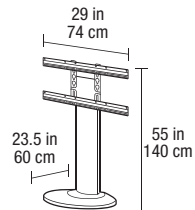


VISTA 9950
FLAT PANEL TV PEDESTAL

Recommended TV Size 37"–55" Flat Panel TV,
up to 150 lbs / 68 kg

The Vista 9950 TV pedestal provides an impressive home for flat panel TVs 37"–55" on its universal mounting bracket. Shelves are not included.

Overall Dimensions (H x W x D):
55 x 29 x 23.5 in ■ 140 x 74 x 60 cm



VISTA 9960
FLAT PANEL TV PEDESTAL WITH SHELVES

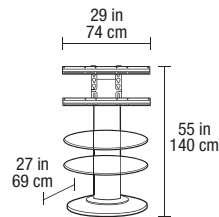
Recommended TV Size 37"–55" Flat Panel TV,
up to 150 lbs / 68 kg

Vista 9960 includes two adjustable shelves providing space for home theater components or a center speaker.

Overall Dimensions (H x W x D):
55 x 29 x 27 in ■ 140 x 74 x 69 cm

Shelf Dimensions (W x D):
29 x 19.5 in ■ 74 x 49 cm

Adjustable Shelf Capacity 50 lbs ■ 23 kg

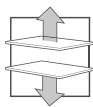


VISTA 9951
OPTIONAL GLASS SHELF

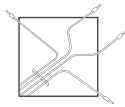
One tempered glass shelf with brackets.

Shelf Dimensions (W x D):
29 x 19.5 in ■ 74 x 49 cm

Shelf Capacity 50 lbs ■ 23 kg



ADJUSTABLE SHELVES



CABLE MANAGEMENT



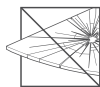
CORNER FRIENDLY



FLOW-THROUGH VENTILATION



INTEGRATED LEVELERS



TEMPERED GLASS



TV MOUNTING BRACKET



Save the walls.



MARINA 8729-2 SHOWN WITH
ARENA TV MOUNT 9970

ARENA™ TV MOUNT

The ARENA TV Mount is an innovative alternative to wall mounting a flat panel TV. Engineered in two models, ARENA 9970 attaches directly to many of BDI's cabinets, while model 9972 is a freestanding pedestal mount for use with other home theater furniture. ARENA's mounting bracket includes an integrated swivel that provides easy adjustment with the touch of a finger. The TV mounts at any of the support column's pre-set heights and integrated cable management channels keep cables neatly out of sight.

DESIGN: BDI STUDIO



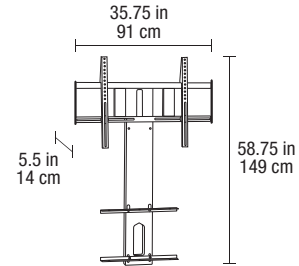
ARENA 9970 ATTACHED TV MOUNT

Recommended TV Size 40"-60" Flat Panel TV,
up to 175 lbs/80 kg

Overall Dimensions (H x W x D):
58.75 x 35.75 x 5.5 in ■ 149 x 91 x 14 cm

Compatible with mounting patterns up to 860mm x 500 mm

ARENA 9970 mounts directly to the rear of select BDI cabinets. Refer to individual model specifications or BDI's Model Selector chart in the back of this brochure for compatible models.



CABLES ARE DISCREETLY CONCEALED WITHIN ARENA'S STURDY STEEL COLUMN.



MODEL 9970 MOUNTS SECURELY TO THE REAR OF SELECT BDI CABINETS.



AVION SERIES II 8927



AVION NOIR SERIES II 8937



CIRRUS 8157



MARINA 8729-2



MIRAGE 8227-2



NORA 8239



ARENA 9972
 FREESTANDING PEDESTAL MOUNT

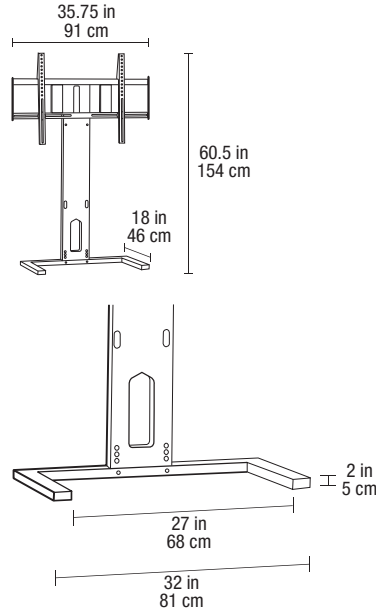
Recommended TV Size 40"–60" Flat Panel TV,
 up to 175 lbs/80 kg

Overall Dimensions (H x W x D):
 60.5 x 35.75 x 18 in ■ 154 x 91 x 46 cm


Compatible with mounting patterns up to 860mm x 500 mm

ARENA 9972 is a freestanding pedestal mount that stands discreetly behind and under select BDI models (also compatible with other manufacturers' cabinets*).

*A cabinet must have at least 2" of vertical clearance under its base for the height of the Arena 9972 legs and have no obstructions between 13.5" and 16" to either side of the center point of the cabinet to accommodate the 9972's two support legs.



THE BASE OF MODEL 9972 IS DISCREETLY OUT OF SIGHT WHEN USED WITH COMPATIBLE CABINETS.



THE SWIVELING MOUNTING BRACKET ALLOWS FOR DIRECT MOUNTING OF MOST 40"–60" FLAT PANEL TVS.



CASATA 8627



CASCADIA 8257



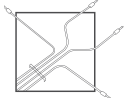
ERAS 8357



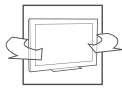
NOVIA 8424



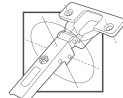
OLA 8137



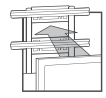
CABLE MANAGEMENT















INTEGRATED SWIVEL

























PRECISION HARDWARE



TV MOUNTING BRACKET

PAGE	MODEL		DESCRIPTION	OVERALL DIMENSIONS (H x W x D)	COMPONENT CAPACITY*	RECOMMENDED TV SIZE**	ARENA TV MOUNT COMPATIBILITY
10	AVION SERIES II 8925		Low Cabinet with Tapered Back	22.5 x 50 x 22 in 57 x 127 x 56 cm	4 – 6	up to 55"	9972
12	AVION SERIES II 8927		Cabinet with Speaker/ Media Drawer	22.5 x 65 x 22 in 57 x 166 x 56 cm	5 – 7	up to 73"	9970 and 9972
10	AVION SERIES II 8928		Cabinet with Multifunction Compartment	28.75 x 47.5 x 22 in 73 x 121 x 56 cm	6 – 8	up to 50"	9972***
12	AVION SERIES II 8929		Cabinet with Speaker/ Media Drawer	22.5 x 77 x 22 in 57 x 196 x 56 cm	6 – 9	up to 82"	9970 and 9972
15	AVION NOIR SERIES II 8937		Home Theater Cabinet	22.5 x 65 x 22 57 x 166 x 56 cm	5 – 7	up to 73"	9970 and 9972
19	CASATA 2823		Home Theater Console	27 x 65 x 19 in 69 x 166 x 49 cm	6 – 9	up to 60" (Flat Panel Only)	—
18	CASATA 8627		Low Home Theater Cabinet	18.25 x 66.25 x 23 in 47 x 168 x 59 cm	6 – 9	up to 73"	9972
18	CASATA 8629-2		Home Theater Cabinet	21.25 x 72.25 x 23 in 54 x 183 x 58 cm	5 – 7	up to 73"	9970 and 9972
22	CASCADIA 8254		Home Theater Cabinet	22 x 43 x 20 in 56 x 110 x 51 cm	5 – 7	up to 47"	9972
22	CASCADIA 8257		Home Theater Cabinet	22 x 65 x 20 in 56 x 166 x 51 cm	5 – 7	up to 73"	9972
25	CIRRUS 8157		Home Theater Cabinet	19 x 65 x 20 in 49 x 166 x 51 cm	6 – 9	up to 73"	9970
25	CIRRUS 8158		Home Theater Console	28.5 x 65 x 20.5 in 73 x 166 x 52 cm	8 – 12	up to 60" (Flat Panel Only)	9972

PAGE	MODEL		DESCRIPTION	OVERALL DIMENSIONS (H x W x D)	COMPONENT CAPACITY*	RECOMMENDED TV SIZE**	ARENA TV MOUNT COMPATIBILITY
28	ERAS 8354		Home Theater Cabinet	23.5 x 43 x 20 in 60 x 109 x 51 cm	4 – 6	up to 46"	9972
28	ERAS 8357		Home Theater Cabinet	24.75 x 74.25 x 22.25 in 63 x 188 x 56 cm	5 – 7	up to 82"	9972
29	ERAS 8358		Home Theater Cabinet	31.5 x 50.25 x 22.25 in 80 x 128 x 56 cm	6 – 9	up to 55"	9972
31	MARINA 8729-2		Home Theater Cabinet	23.5 x 73 x 22 in 60 x 185 x 56 cm	6 – 8	up to 82"	9970 and 9972
34	MIRAGE 8222		Audio Cabinet	40.25 x 22 x 22 in 102 x 56 x 56 cm	5 – 7	—	—
34	MIRAGE 8224		Home Theater Cabinet	19.5 x 41 x 20 in 50 x 105 x 51 cm	4 – 6	up to 42"	9972
35	MIRAGE 8227-2		Home Theater Cabinet	19.5 x 61 x 22 in 50 x 155 x 56 cm	6 – 9	up to 63"	9970
37	NORA 8239		Home Theater Cabinet	20.25 x 76.75 x 22 in 51 x 195 x 56 cm	6 – 8	up to 82"	9970
40	NOVIA 8421		Corner Home Theater Cabinet	31 x 45 x 22 in 79 x 114 x 56 cm	3 – 5	up to 50" (Flat Panel Only)	—
40	NOVIA 8424		Low Home Theater Cabinet	22.5 x 47 x 22 in 57 x 120 x 56 cm	4 – 6	up to 50"	9972
41	NOVIA 8426		Subwoofer Storage Cabinet	31 x 52 x 22 in 79 x 132 x 56 cm	2 – 4	up to 55" (Flat Panel Only)	—
42	NOVIA 8428		Cabinet with Multifunction Storage	29 x 52 x 22 in 74 x 132 x 56 cm	6 – 8	up to 55"	9972***
42	NOVIA 8429-2		Cabinet with Speaker/ Media Drawer	23 x 74 x 22 in 59 x 188 x 56 cm	6 – 8	up to 82"	9970 and 9972

PAGE	MODEL		DESCRIPTION	OVERALL DIMENSIONS (H x W x D)	COMPONENT CAPACITY*	RECOMMENDED TV SIZE**	ARENA TV MOUNT COMPATIBILITY
45	OLA 8137		Home Theater Cabinet	19 x 69 x 21.25 in 48 x 175 x 54 cm	6 – 8	up to 73"	9972
48	REVO 9980		Elliptical TV Cabinet with Swivel	34 x 30 x 20.5 in 86 x 76 x 52 cm	4 – 5	up to 37" (Flat Panel Only)	—
48	REVO 9981		Elliptical TV Cabinet with Swivel	26 x 54 x 24 in 66 x 137 x 61 cm	6 – 8	up to 58" (Flat Panel Only)	—
52	VALERA 9721		Open TV Stand with Swivel	30.5 x 28 x 19 in 77 x 71 x 49 cm	3 – 5	up to 37" (Flat Panel Only)	—
52	VALERA 9723		Open TV Stand with Swivel	21.25 x 33 x 18.75 in 54 x 84 x 48 cm	2 – 4	up to 42" (Flat Panel Only)	—
53	VALERA 9724		Open TV Stand with Swivel	21.25 x 44 x 20.5 in 54 x 112 x 52 cm	4 – 6	up to 50" (Flat Panel Only)	—
53	VALERA 9729		Open TV Stand	21.25 x 58 x 22.5 in 54 x 148 x 58 cm	6 – 9	up to 65" (Flat Panel Only)	—
55	VISTA 9950		Flat Panel TV Pedestal	55 x 29 x 23.5 in 140 x 74 x 60 cm	—	37"–55" (Flat Panel Only)	—
55	VISTA 9960		Flat Panel TV Pedestal with Shelves	55 x 29 x 27 in 140 x 74 x 69 cm	2 – 3	37"–55" (Flat Panel Only)	—

*Component Capacity assumes double-stacking of some components.

**Unless otherwise noted, recommended for use with flat panel or rear projection TVs only. 'Recommended TV Size' is based on industry average sizes and weights. May not be suitable for TV size listed if the overall component width has been increased for side speakers. Consult manufacturer's specifications to ensure proper fit.

***Due to the height of cabinets 8428 & 8928, maximum TV size is 42" flat panel TV when used with Arena Mount 9972.

Furniture dimensions, specifications, materials, finishes and availability are subject to change. Please verify critical details prior to purchase by visiting BDIUSA.com.

The finish line.

SATIN BLACK

GLOSS BLACK

COCOA
STAINED CHERRY

NATURAL
STAINED CHERRY

NATURAL WALNUT

ESPRESSO
STAINED OAK

BLACK
STAINED OAK

CHOCOLATE
STAINED WALNUT

SILVER

WHITE



The perfect office.





For over 25 years BDI has designed innovative and functional furnishings that beautifully integrate technology into the home. SEQUEL® OFFICE carries on this tradition while breaking new ground. A flexible collection, Sequel's components can be configured for any home or small office application and are specifically engineered to provide an organized and efficient workspace. Combining versatile work surfaces, file and storage cabinets and a unique technology management system, Sequel keeps things accessible yet out of sight.

To learn more about Sequel and our complete line, which includes additional office furniture, occasional tables, shelving, mirrors and more, visit BDI online.

www.BDIUSA.com

SEQUEL OFFICE FROM BDI

BDI

BDI

B D I U S A . C O M

BDI is a registered trademark of Becker Designed, Inc.

2012

© 2011

BDI engaged a printer for this piece that is 100% wind powered, carbon neutral, uses a waterless printing process, and is an EPA Green Power Partner and EPA Climate Leader. It is printed on FSC certified paper using vegetable-based inks.

